

Math Practices Checklist

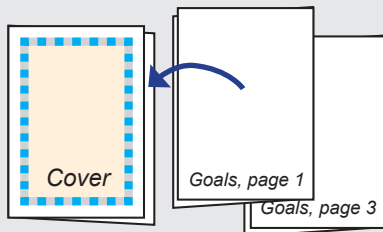
I am a star because...

- 1. I don't give up easily.
- 2. I know how to use symbols when solving problems.
- 3. I give very good explanations.
- 4. I can write or draw models for problems.
- 5. I know how to choose and use math tools.
- 6. I pay attention to details when showing work.
- 7. I can break problems into parts.
- 8. I look for shortcuts when solving problems.



Making a Leaflet

Fold all three sheets in half as shown. Put goal pages 1-4 within cover sheet and staple along left edge.



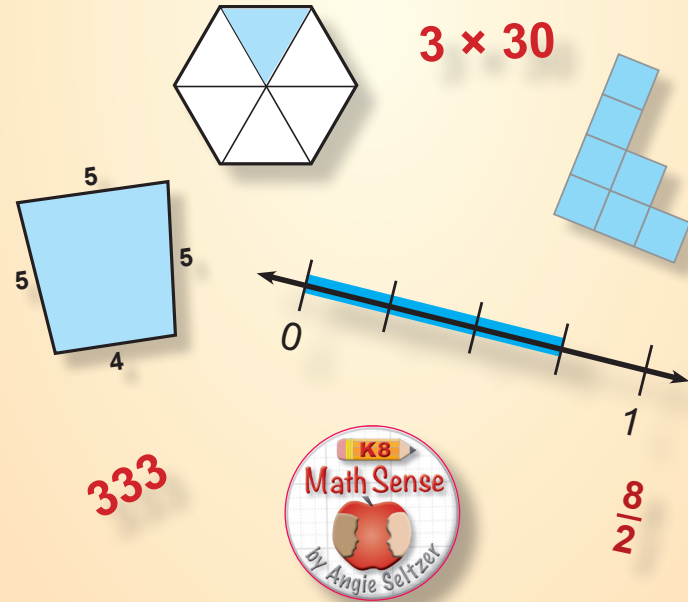
Grade 3 Math "I Can" Goals Leaflet (Published 08/08/2014 & Updated 07/22/2020)
Copyright © K8 Math Sense, 549 Acorn Drive, Oakwood, Ohio 45419. Written and illustrated by Angie Seltzer. Teachers and schools have permission to distribute to teachers, parents, students, and staff for noncommercial use. Highlighted cluster statements and Standards for Mathematical Practice © 2010 by National Governors Association Center for Best Practices and Council of Chief State School Officers. All Rights Reserved. Find related resources and links at www.k8mathsense.com.

Name _____

COMMON CORE STATE STANDARDS

Grade 3 Math

"I Can" Goals Checklist



Courtesy of K8 Math Sense for 2020-2021

Name _____

Class _____ Date _____



For each goal that has been mastered, mark the box and write the date.



OPERATIONS AND ALGEBRAIC THINKING

1 Represent and solve problems involving multiplication and division.

- 1. I can interpret multiplication as the total of equal groups. _____
- 2. I can interpret division as sharing equally or making equal shares. _____
- 3. I can use multiplication and division to solve word problems. _____
- 4. I can find the missing number in a multiplication or division equation. _____

2 Understand properties of multiplication and the relationship between multiplication and division.

- 1. I can apply the commutative and associative properties for multiplication. _____
- 2. I can apply the distributive property when learning basic facts. _____
- 3. I can relate division to finding a missing factor. _____

3 Multiply and divide within 100.

- 1. I can fluently multiply to find products of two one-digit numbers. _____
- 2. I can fluently divide numbers to 100 by one-digit numbers. _____

Name _____

4 Solve problems involving the four operations, and identify and explain patterns in arithmetic.

- 1. I can represent and solve two-step word problems using addition and/or subtraction. _____
- 2. I can represent and solve two-step word problems using multiplication and/or division. _____
- 3. I can represent and solve two-step word problems using any two operations. _____
- 4. I can identify and explain arithmetic patterns. _____



NUMBER AND OPERATIONS IN BASE TEN

1 Use place value understanding and properties of operations to perform multi-digit arithmetic.

- 1. I can round numbers to the nearest 10 or 100. _____
- 2. I can fluently add numbers with sums to 1000. _____
- 3. I can fluently subtract from numbers to 1000. _____
- 4. I can subtract by relating to addition. _____
- 5. I can multiply one-digit numbers by multiples of 10 up to 90. _____



NUMBER AND OPERATIONS — FRACTIONS

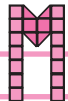
1 Develop understanding of fractions as numbers. (Use denominators of 2, 3, 4, 6, 8.)

- 1. I can write a fraction to represent one or more equal parts of a whole unit. _____
- 2. I can write fractions to represent lengths of intervals on a number line. _____
- 3. I can write fractions to represent locations on a number line. _____

4. I can recognize that equivalent fractions are the same size. _____
5. I can recognize and generate simple equivalent fractions. _____
6. I can recognize fractions equivalent to whole numbers. _____
7. I can compare two fractions with the same numerator or denominator. _____

**GEOMETRY****1 Reason with shapes and their attributes.**

1. I can categorize quadrilaterals including rhombuses, rectangles, and squares by their attributes. _____
2. I can partition shapes into parts with equal areas to represent unit fractions. _____

**MEASUREMENT AND DATA****1 Solve problems involving measurement and estimation of intervals of time, liquid volumes, and masses of objects.**

1. I can write time to the nearest minute. _____
2. I can measure time intervals in minutes. _____
3. I can solve word problems involving time intervals. _____
4. I can measure and estimate liquid volume in liters. _____
5. I can solve word problems involving liquid volume. _____
6. I can measure and estimate mass in grams and kilograms. _____
7. I can solve word problems involving mass. _____

2 Represent and interpret data.

1. I can draw a bar graph using an appropriate scale. _____
2. I can solve problems using information from graphs. _____
3. I can make line plots of data measured using rulers to 1/4 inch. _____

3 Understand concepts of area and relate area to multiplication and to addition.

1. I understand that area is measured in square units. _____
2. I can count unit squares to measure area. _____
3. I can relate area of a rectangle to multiplication. _____
4. I can solve real-world problems involving area. _____
5. I can represent products as rectangular areas. _____
6. I can use area models to represent the distributive property. _____
7. I can find areas by decomposing figures to make rectangles. _____

4 Recognize perimeter as an attribute of plane figures and distinguish between linear and area measures.

1. I can find the perimeter of a polygon. _____
2. I can find an unknown side length in a polygon. _____
3. I can compare perimeters of two rectangles with the same area. _____
4. I can compare areas of two rectangles with the same perimeter. _____