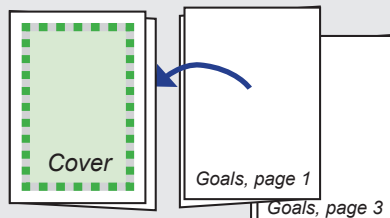


Common Core Standards for Mathematical Practice

- MP1:** Make sense of problems and persevere in solving them.
- MP2:** Reason abstractly and quantitatively.
- MP3:** Construct viable arguments and critique the reasoning of others.
- MP4:** Model with mathematics.
- MP5:** Use appropriate tools strategically.
- MP6:** Attend to precision.
- MP7:** Look for and make use of structure.
- MP8:** Look for and express regularity in repeated reasoning.

Making a Leaflet

Fold all three sheets in half as shown. Put goal pages 1-4 within cover sheet and staple along left edge.



Grade 8 Math "I Can" Goals Leaflet (Published 08/08/2014 & Updated 05/11/2024)
Copyright © K8 Math Sense, 549 Acorn Drive, Oakwood, Ohio 45419. Written and illustrated by Angie Seltzer. Teachers and schools have permission to distribute to teachers, parents, students, and staff for noncommercial use. Highlighted cluster statements and Standards for Mathematical Practice © 2010 by National Governors Association Center for Best Practices and Council of Chief State School Officers. All Rights Reserved. Find related resources and links at www.k8mathsense.com.

Name _____

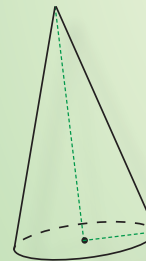
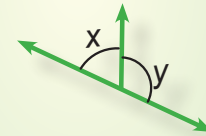
COMMON CORE STATE STANDARDS

Grade 8 Math

Goals Checklist

$$7.08 \div 1,000$$

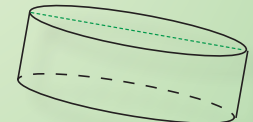
$$\sqrt{121}$$



$$-x - 4 = -12$$



$$2^{-3}$$



Courtesy of K8 Math Sense for 2024-2025



Name _____

Class _____ Date _____

For each goal that has been mastered, mark the box and write the date.



EXPRESSIONS AND EQUATIONS

1 Work with radicals and integer exponents.

1. I can simplify and evaluate numerical expressions with integer exponents. _____
2. I can develop and apply properties of exponents. _____
3. I can use square root and cube root symbols. _____
4. I can evaluate square roots and cube roots. _____
5. I can convert between standard notation and scientific notation. _____
6. I can use scientific notation to compare relative sizes of numbers. _____
7. I can perform operations on numbers in scientific notation. _____
8. I can use scientific notation to solve problems. _____
9. I can convert measurement results to appropriate units. _____

2 Understand the connections between proportional relationships, lines, and linear equations.

1. I can graph proportional relationships. _____
2. I can compare two representations of a proportional relationship. _____
3. I can use similar triangles to verify that a line has constant slope. _____
4. I can relate linear equations to slopes and intercepts. _____

Name _____

3 Analyze and solve linear equations and pairs of simultaneous linear equations.

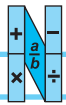
1. I can simplify and solve linear equations by writing equivalent forms. _____
2. I can identify or write equations with 0, 1, or infinitely many solutions. _____
3. I can simplify and solve linear equations with rational coefficients. _____
4. I can identify the solution to a system of two linear equations as the intersection point. _____
5. I can solve systems of two linear equations algebraically. _____
6. I can estimate the solution to two linear equations by graphing. _____
7. I can solve problems involving systems of two linear equations. _____

4 **FUNCTIONS** Define, evaluate, and compare functions.

1. I can understand that a function is a rule. _____
2. I can compare two representations of a function. _____
3. I can decide if a function is linear or non-linear. _____

5 **FUNCTIONS** Use functions to model relationships between quantities.

1. I can identify rate of change from a graph, table, or description. _____
2. I can identify initial value of a function from a graph, table, or description. _____
3. I can write a function from the rate of change and initial value. _____
4. I can describe features of a non-linear function from its graph. _____
5. I can sketch a graph from a verbal description of its features. _____



THE NUMBER SYSTEM

1 Know that there are numbers that are not rational, and approximate them by rational numbers.

- 1. I can identify rational and irrational numbers. _____
- 2. I can convert repeating decimals to rational numbers. _____
- 3. I can find approximations for irrational numbers. _____



GEOMETRY

1 Understand congruence and similarity using physical models, transparencies, or geometry software.

- 1. I can identify congruent parts in rotations, reflections, and translations. _____
- 2. I can identify transformations that move a figure onto a congruent figure. _____
- 3. I can use coordinates to describe translations, reflections, and rotations. _____
- 4. I can use coordinates to describe dilations. _____
- 5. I can compare ratios of side lengths to decide if two figures are similar. _____
- 6. I can identify the scale factor that enlarges or reduces a figure to match a similar figure. _____
- 7. I can identify transformations that move a figure onto a similar figure. _____
- 8. I can justify and calculate angle measures in triangles and line figures. _____
- 9. I can justify the angle-angle criterion of similar triangles. _____

2 Understand and apply the Pythagorean Theorem.

- 1. I can explain a proof of the Pythagorean Theorem and its converse. _____
- 2. I can use the Pythagorean Theorem to find lengths. _____
- 3. I can use the Pythagorean Theorem to find distance between points. _____

3 Solve real-world and mathematical problems involving volume of cylinders, cones, and spheres.


- 1. I can apply the formula for volume of a cone. _____
- 2. I can apply the formula for volume of a cylinder. _____
- 3. I can apply the formula for volume of a sphere. _____
- 4. I can apply formulas to find volumes of combined solids. _____



STATISTICS AND PROBABILITY

1 Investigate patterns of association in bivariate data.

- 1. I can construct scatter plots. _____
- 2. I can interpret scatter plots. _____
- 3. For data that appear to be linear, I can estimate a line of best fit. _____
- 4. I can informally assess the fit of a linear model. _____
- 5. I can interpret a linear model for real-world data. _____
- 6. I can compare frequencies and relative frequencies from two-way tables. _____



Terms of Use

Thank you for downloading a printable *K8 Math Sense (K8MS)* resource and/or the related digital files! Your purchase gives you the right to use the resources in certain ways, but the copyright ownership is not transferred to you. Resources may occasionally be offered by K8MS as freebies, and the same terms of use apply to both purchased and free resources.

What a purchaser is allowed to do...

- Copy the PDF to your home computer or digital devices for personal use as an educator.
- Make photocopies for students in your classroom, for your own children, and for students you tutor.
- Post printable resources within your classroom or tutoring space.
- Transfer digital pages to the folders for your students as long as access is limited to those students only.
- Share a cover image for a resource in blog posts, at workshops, or at other professional development venues provided credit is given along with appropriate links back to the resource. Provide links to www.k8mathsense.com or to the *K8 Math Sense* store at an online marketplace that is legally distributing *K8 Math Sense* resources.
- Refer teachers, parents, or other people to the *K8 Math Sense* store to obtain the resources legally.

What a purchaser is NOT allowed to do...

- Claim ownership or authorship of *K8 Math Sense* resources.
- Remove the copyright line from printed resources.
- Share or exchange any portion of the digital or printed files with other teachers, with parents, or with students who are not in the purchaser's class.
- Resell your *K8 Math Sense* purchase or offer it as a giveaway.
- Post the digital files on any non-secure website anywhere on the internet including, but not limited to, sharing sites, news lists, or shared databases.

Thank you for respecting copyright laws and the hard work of authors. Please abide by the Terms of Use. If you have questions, please direct them to angieseltzer@gmail.com. Thanks again for choosing a *K8 Math Sense* resource.

Angie Seltzer

Click to view *K8 Math Sense* on Facebook or Pinterest.

